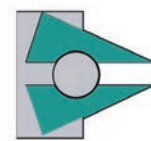
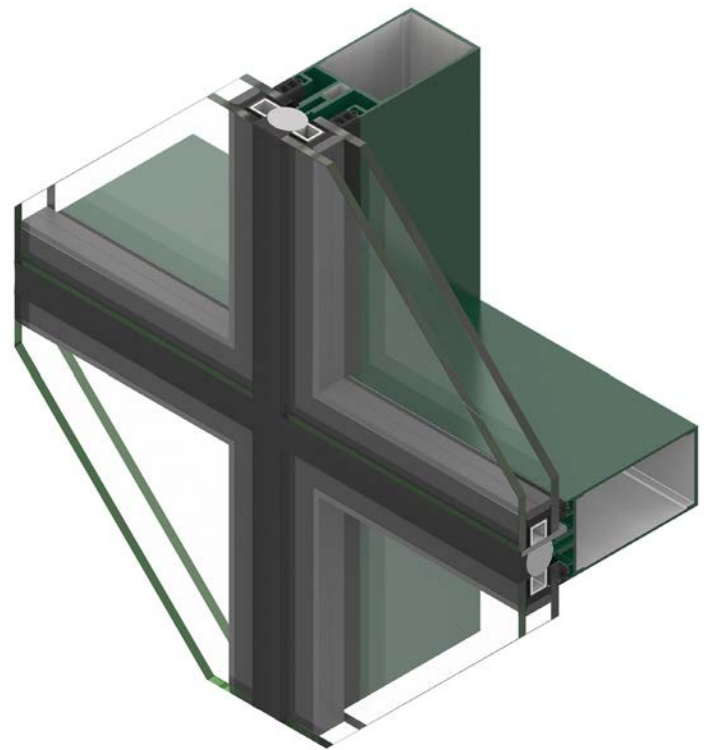


MU800 SG

Structurally Glazed Curtain Wall System



MU800 SG is a structurally glazed curtain wall and offers a wide range design solution whilst maintaining flush, external, 21mm sightline. The MU800 SG is designed around our mullion drained curtain wall system. The MU800 SG system is suitable for low rise, high rise and sloped glazed applications. MU800 SG has the facility of being zone drained with the use of our specialised draining profiles. MU800 SG has an external 21mm sight line which contains a flush finish silicone joint. The internal sightline still remains at 55mm which is a design feature of all our MU800 systems. MU800 SG has the facility to incorporate toggled sash inserts which give a smooth flush finish between inserts and glass units. The system has been rigorously tested at Vinci technology centre to all the latest BS, EN and CWCT standards. The system is available in single colour, twin colour or in one of our extensive range of in-house 'Decoral' wood finishes.



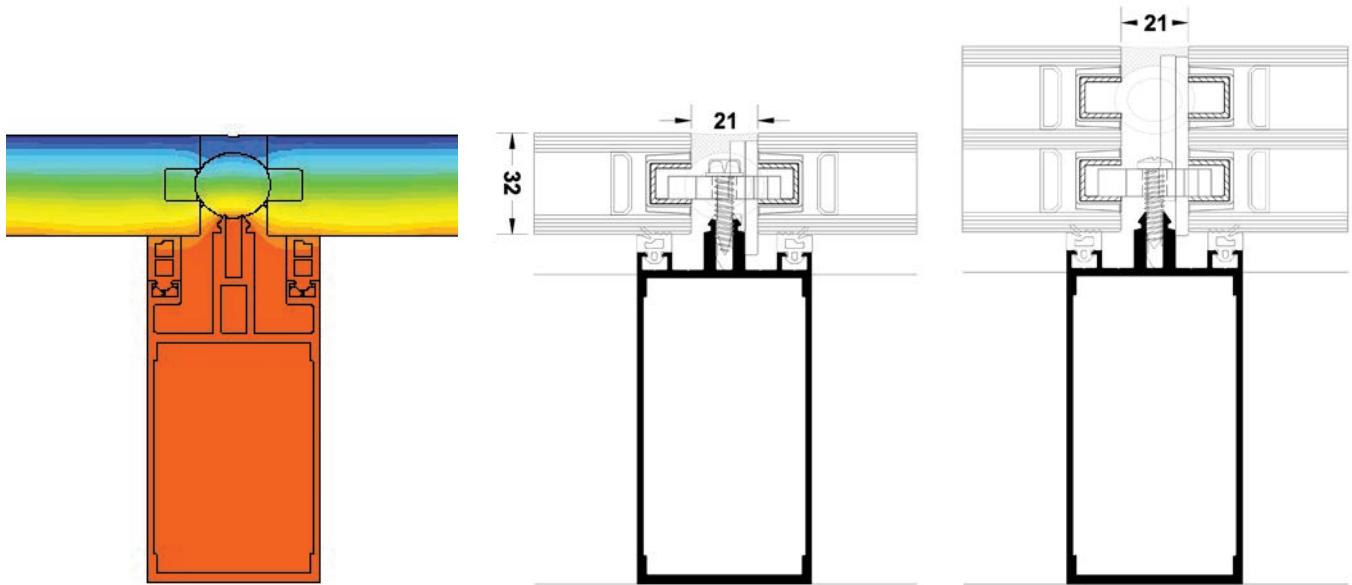
AMS

Architectural & Metal Systems

MU800 SG

Structurally Glazed Curtain Wall System

The MU800 SG is designed around our mullion drained curtain wall system. Glazing units are retained securely into position, on all 4 sides, with purposely designed toggle plates which slot into the glass channels. The system has been tested to CWCT standards, sequence B. It satisfies industry standards in thermal and weather performance and achieves up to 600 Pa in water and air tightness. Typically for MU800 SG the U-frame value is 1.42 W/m²K.



SYSTEM PERFORMANCE

- Tested to CWCT standards, sequence B
- Air Classification = Class A4 (600Pa)
- Water Tightness (Static) = Class R7 (600 Pa)
- Water Tightness (Dynamic) = Pass
- Water Tightness (Hose) = Pass
- Wind Resistance (Serviceability) = Class E2400 (2400 Pa)
- Wind Resistance (Safety) = Class E3600 (3600 Pa)
- Impact Resistance = Class E5

FEATURES & FINISHES

- Mullion size range from 70mm up to 180mm
- External 21mm sight line
- Toggled frame and sash option
- Toggled insulated panel option
- Can take mix of toggle units or capped profiles
- Ease of fabrication and installation with the latest manufacturing techniques
- Bespoke design with in-house extrusion and design facilities
- Can be zone drained with the use of our specialised draining profiles

Wallingstown, Little Island, Cork, Ireland. T +353 21 4705100 E pohara@ams.ie www.ams.ie

